

# **Sample Counselling Report**

# BMS INSTITUTE OF TECHNOLOGY & MANAGEMENT



## COUNSELLING FOR THE FACULTY MEMBERS WHO'S FEEDBACK IS LESS THAN 60%

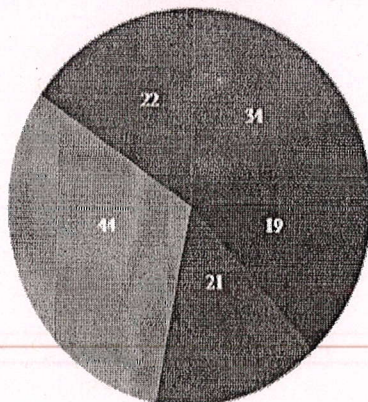
DATE: 06/05/2019

|  |   |
|--|---|
| Feedback for the session   | I Feedback ( EVEN SEMESTER) 2018-19                   |
| Name of the Faculty Member   | Mr. Prashanth N A                                     |
| Designation & Department   | Assistant Professor, EEE                              |
| Experience (in Years)  |   |
| Course Handled / Class & Section   | Basic Electrical Engineering Lab / II Sem , I-Section |
| Percentage of feedback obtained  | 59.86%  |
| Remarks made by the committee during Counselling:<br>Mr Prashanth has been advised to make himself approachable and counsel & advise them. Try to understand difficulties, if any, and solve.  |   |
| Statement by the faculty member (counselled):<br>Students are not properly analyzing the questions while giving feedback. If the students are having difficulties in this Lab, I will try to solve them. <i>Prashanth</i><br>Signature of the faculty member |   |
| Members present during the counselling:  |   |
| 1. Dr. Mohan Babu G N  | Principal <i>Mohan Babu</i>                           |
| 2. Dr. Annamma Abraham   | Vice Principal <i>Annamma</i>                         |
| 3. Dr.Thippeswamy  | Dean - Academics                                      |
| 4. Mr. Vishwanath Acharya  | Administrative Officer <i>Vishwanath</i>              |
| 5. Dr. RamaRao   | HoD <i>Rama Rao</i> 06/05/19                          |

**DEPARTMENT: ECE (UG)**  
**Number of feedbacks: 14**  
**SEMESTER: 2**  
**SECTION: I**  
**BATCH: I2**  
**SUB BATCH: I22**  
**SUBJECT: Basic Electrical Engineering Lab**

| Competency   | Excellent | Good      | Average   | Poor      | Very poor | Total %      |
|--|-----------|-----------|-----------|-----------|-----------|--------------|
| Availability of teacher in the Laboratory for the full duration of Lab Session | 3         | 3         | 2         | 4         | 2         | 61.43        |
| Facillitate students in conducting experlments through demonstration           | 2         | 3         | 2         | 4         | 3         | 55.71        |
| Facillitate students in exploring the area of study involved in the experiment | 4         | 1         | 2         | 5         | 2         | 60           |
| Conduct additional experlments apart from the regular VTU syllabus             | 3         | 2         | 2         | 5         | 2         | 58.57        |
| Opt open-ended experiment conduction through innovative methods                | 4         | 1         | 3         | 4         | 2         | 61.43        |
| Adequacy of Depth of Coverage of Experlments                                   | 3         | 2         | 2         | 5         | 2         | 58.57        |
| Quality of regular viva-voce In each lab sessions                              | 3         | 4         | 2         | 4         | 1         | 65.71        |
| Regular evaluation of Lab Records and Observation/sketch books etc.            | 4         | 1         | 2         | 5         | 2         | 60           |
| Fairness in evaluation   | 4         | 1         | 2         | 4         | 3         | 58.57        |
| Effective use of Lab Session   | 4         | 1         | 2         | 4         | 3         | 58.57        |
| <b>Total</b>   | <b>34</b> | <b>19</b> | <b>21</b> | <b>44</b> | <b>22</b> | <b>59.86</b> |

Excellent
  Good
  Average
  Poor
  Very poor







# BMS INSTITUTE OF TECHNOLOGY & MANAGEMENT



## COUNSELLING FOR THE FACULTY MEMBERS WHO'S FEEDBACK IS LESS THAN 60%

DATE: 06/05/2019

|  |  |
|--|--|
| Feedback for the session   | I Feedback ( EVEN SEMESTER) 2018-19  |
| Name of the Faculty Member   | Mr. T.N. Praveen Kumar   |
| Designation & Department   | Associate Professor, ME  |
| Experience (in Years)  |  |
| Course Handled / Class & Section   | Finite Element Analysis / VI Sem , A-Section   |
| Percentage of feedback obtained  | 59.58%   |
| Remarks made by the committee during Counselling: He has been advised to try and find the scope for improvement. Try to understand the problems of the students, if any.   |  |
| Statement by the faculty member (counselled):<br>I considered students feed back and try to improve the feed back. I sincerely put my effort to improve their subject knowledge and results.<br>Signature of the faculty member: Praveen |  |
| Members present during the counselling:  |  |
| 1. Dr. Mohan Babu G N  | Principal                        |
| 2. Dr. Annamma Abraham   | Vice Principal                  |
| 3. Dr.Thippeswamy  | Dean - Academics   |
| 4. Mr. Vishwanath Acharya  | Administrative Officer  06.5.19 |
| 5. Dr. K M SatishKumar   | HoD  06.5.19                     |



**BMS INSTITUTE OF TECHNOLOGY AND MANAGEMENT.**  
BENGALURU-64

Logout (/logout)  
Powered by DevX

**Faculty Feedback**

FACULTY NAME : SRI. T.N. PRAVEEN KUMAR

DEPARTMENT : MECH

DEPARTMENT : MECH (UG)

SEMESTER : 6 SECTION : A

SUBJECT : Finite Element Analysis

Number of feedbacks: 69

| Competency  | Excellent  | Good       | Average    | Poor       | Very poor  | Total %      |
|---|------------|------------|------------|------------|------------|--------------|
| Adequacy of Depth of Coverage of syllabus                                 | 8          | 12         | 27         | 12         | 10         | 58.84        |
| Black Board writing clarity / organisation                                | 6          | 15         | 28         | 9          | 11         | 58.84        |
| Punctuality of faculty member to class                                    | 10         | 19         | 23         | 8          | 9          | 63.77        |
| Effective use of class time   | 10         | 18         | 21         | 9          | 11         | 62.03        |
| The test and assignment valued in time                                    | 8          | 24         | 22         | 6          | 9          | 64.64        |
| The Faculty member communicated the information effectively               | 7          | 14         | 23         | 15         | 10         | 57.97        |
| Fairness in evaluation  | 6          | 23         | 23         | 8          | 9          | 62.61        |
| Course coverage as per lesson plan  | 6          | 15         | 26         | 10         | 12         | 57.97        |
| Help in solving your academic difficulties                                | 5          | 13         | 28         | 12         | 11         | 56.81        |
| Class room discipline /management   | 4          | 23         | 22         | 10         | 10         | 60.29        |
| Usage of real world examples / case studies                               | 6          | 17         | 26         | 9          | 11         | 59.42        |
| Presentation style of the faculty member                                  | 7          | 11         | 23         | 16         | 12         | 55.65        |
| Availability of faculty member to students during working hours           | 7          | 18         | 24         | 11         | 9          | 60.87        |
| Encourages students to participate in discussion                          | 7          | 17         | 21         | 12         | 12         | 58.55        |
| Making you to think through challenging questions                         | 6          | 16         | 26         | 10         | 11         | 58.84        |
| Preparedness of faculty member to the class                               | 7          | 17         | 23         | 12         | 10         | 59.71        |
| Clarity in defining and explaining the course objectives and expectations | 7          | 17         | 22         | 13         | 10         | 59.42        |
| Encouragement to take an active role in self learning                     | 6          | 20         | 21         | 11         | 11         | 59.71        |
| Establishing good rapport with students                                   | 6          | 14         | 25         | 12         | 12         | 57.10        |
| Inspiring students to think innovatively                                  | 6          | 17         | 24         | 10         | 12         | 58.55        |
| <b>Total</b>  | <b>135</b> | <b>340</b> | <b>478</b> | <b>215</b> | <b>212</b> | <b>59.58</b> |



# BMS INSTITUTE OF TECHNOLOGY & MANAGEMENT



## COUNSELLING FOR THE FACULTY MEMBERS WHO'S FEEDBACK IS LESS THAN 60%

DATE: 06/05/2019

|                                  |                                     |
|----------------------------------|-------------------------------------|
| Feedback for the session         | I Feedback ( EVEN SEMESTER) 2018-19 |
| Name of the Faculty Member       | Mr. K.T. Chandrashekar              |
| Designation & Department         | Assistant Professor, ISE            |
| Experience (in Years)            |                                     |
| Course Handled / Class & Section | Project Work / VIII Sem , A-Section |
| Percentage of feedback obtained  | 58.5%                               |

Remarks made by the committee during Counselling:

A benefit of doubt is extended in this case since Mr. Chandrashekar has, for the first time, fared less marks, that too very marginally. He has been asked to educate the students in feeding the feedback also. The parallel batch has given very good feedback of 89.50%.

Statement by the faculty member (counselled):

I got good feedback for the theory subjects & labs of deceased students. I am currently guiding two batches of project, wherein one batch has given feedback of 89.50 another batch has given 58.50. Students have given the explanation that, since the deadline was forcing them to give the feedback. In a hurry, they gave the feedback by pressing Tab in feedback software which made them to realize later after submitting.

Signature of the faculty member

Members present during the counselling:

- |                           |                        |  |
|---------------------------|------------------------|--|
| 1. Dr. Mohan Babu G N     | Principal              |  |
| 2. Dr. Annamma Abraham    | Vice Principal         |  |
| 3. Dr. Thippeswamy        | Dean - Academics       |  |
| 4. Mr. Vishwanath Acharya | Administrative Officer |  |
| 5. Dr. Usha B A           | HoD                    |  |

[When the feedback report was downloaded, I counselled the students of Prof. CKT & students have confirmed the above reason]

[Dr. Usha B. A  
Dept. ISE]

DEPARTMENT : ISE (UG)

SEMESTER : 8 SECTION : A

BATCH : A15

SUBJECT : Project work

Number of feedbacks: 4

| Competency  | Excellent | Good | Average | Poor | Very poor | Total % |
|---|-----------|------|---------|------|-----------|---------|
| Availability of the guide for interaction   | 0         | 2    | 1       | 0    | 1         | 60      |
| Adequacy of the Knowledge of the guide  | 0         | 1    | 2       | 0    | 1         | 55.00   |
| Effectiveness of information flow from guide  | 0         | 2    | 1       | 0    | 1         | 60      |
| Involvement of guide in identifying/designing & Implementing the project              | 0         | 1    | 2       | 0    | 1         | 55.00   |
| Contribution of guide through his/her ideas in attainment of quality in your project. | 0         | 1    | 2       | 0    | 1         | 55.00   |
| Periodical evaluation of progress ( by guide)   | 0         | 2    | 1       | 0    | 1         | 60      |
| Fairness in evaluation  | 0         | 2    | 1       | 0    | 1         | 60      |
| Facilitation of students in exploring the area of study.                              | 0         | 2    | 1       | 0    | 1         | 60      |
| Motivating the students to publish the work in Journal/Conferences.                   | 0         | 2    | 1       | 0    | 1         | 60      |
| Effectiveness in conveying the contents ( Communication).                             | 0         | 2    | 1       | 0    | 1         | 60      |
| Total   | 0         | 17   | 13      | 0    | 10        | 58.50   |

