



## National Assessment and Accreditation Council (NAAC)

### Student Satisfaction Survey Report on Teaching-Learning Process Report

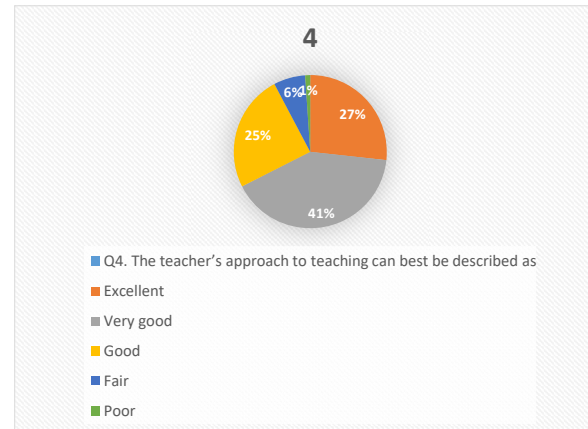
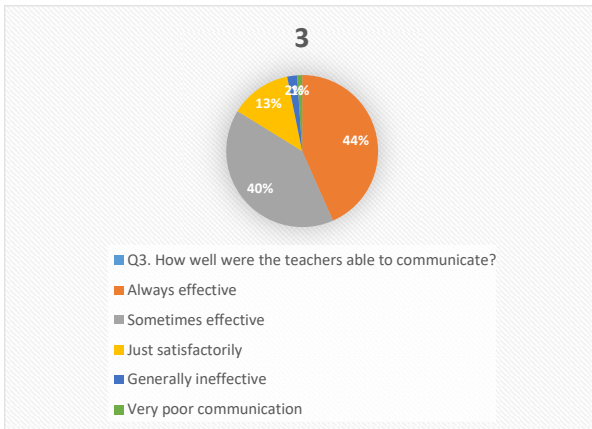
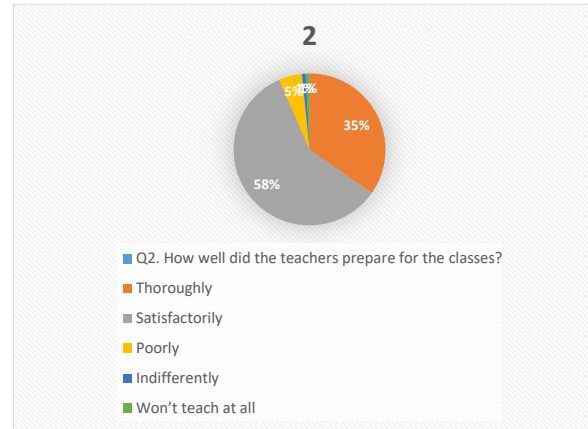
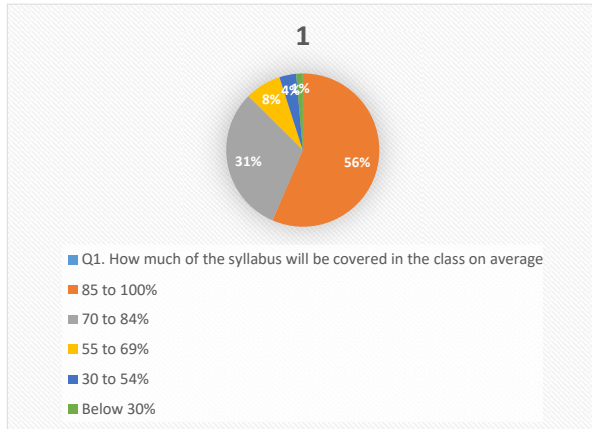
No of Students who have given feedback : 733

	85 to 100%	70 to 84%	55 to 69%	30 to 54%	Below 30%
Q1. How much of the syllabus will be covered in the class on average	414	227	56	26	10
Q2. How well did the teachers prepare for the classes?	Thoroughly	Satisfactorily	Poorly	Indifferently	Won't teach at all
	255	430	36	6	6
Q3. How well were the teachers able to communicate?	Always effective	Sometimes effective	Just satisfactorily	Generally ineffective	Very poor communication
	318	296	96	15	8
Q4. The teacher's approach to teaching can best be described as	Excellent	Very good	Good	Fair	Poor
	196	299	181	49	8
Q5. Fairness of the internal evaluation process by the teachers	Always fair	Usually fair	Sometimes unfair	Usually unfair	Unfair
	239	312	108	46	28
Q6. Was your performance in assignments discussed with you?	Every time	Usually	Occasionally/Sometimes	Rarely	Never
	214	235	152	75	57
Q7. The institute takes active interest in promoting internship, student exchange, field visit opportunities for students.	Regularly	Often	Sometimes	Rarely	Never
	227	267	158	54	27
Q8. The teaching and mentoring process in your institution facilitates you in cognitive, social and emotional growth.	Significantly	Very well	Moderately	Marginally	Not at all
	227	267	158	54	27
Q9. The institution provides multiple opportunities to learn and grow.	Strongly agree	Agree	Neutral	Disagree	Strongly disagree
	231	305	146	36	15

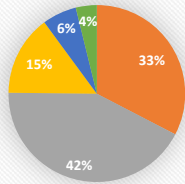
Q10. Teachers inform you about your expected competencies, course outcomes and programme outcomes.	<b>Every time</b>	<b>Usually</b>	<b>Occasionally/Sometimes</b>	<b>Rarely</b>	<b>I don't have a mentor</b>
	310	296	94	20	13
Q11. Your mentor does a necessary follow-up with an assigned task to you	<b>Every time</b>	<b>Usually</b>	<b>Occasionally/Sometimes</b>	<b>Rarely</b>	<b>Never</b>
	292	299	90	40	12
Q12. The teachers illustrate the concepts through examples and applications.	<b>Every time</b>	<b>Usually</b>	<b>Occasionally/Sometimes</b>	<b>Rarely</b>	<b>Never</b>
	274	329	89	31	10
Q13. The teachers identify your strengths and encourage you with providing right level of challenges.	<b>Fully</b>	<b>Reasonably</b>	<b>Partially</b>	<b>Rarely</b>	<b>Slightly</b>
	233	287	126	56	31
Q14. Teachers are able to identify your weaknesses and help you to overcome them.	<b>Every time</b>	<b>Usually</b>	<b>Occasionally/Sometimes</b>	<b>Rarely</b>	<b>I don't have a mentor</b>
	199	277	151	66	40
Q15. The institution makes effort to engage students in the monitoring, review and continuous quality improvement of the teaching learning process.	<b>Every time</b>	<b>Usually</b>	<b>Occasionally/Sometimes</b>	<b>Rarely</b>	<b>I don't have a mentor</b>
	218	326	143	26	20
Q16. The institute/ teachers use student centric methods, such as experiential learning, participative learning and problem solving methodologies for enhancing learning experiences.	<b>Every time</b>	<b>Usually</b>	<b>Occasionally/Sometimes</b>	<b>Rarely</b>	<b>I don't have a mentor</b>
	240	314	118	37	24
Q17. Teachers encourage you to participate in extracurricular activities.	<b>Every time</b>	<b>Usually</b>	<b>Occasionally/Sometimes</b>	<b>Rarely</b>	<b>I don't have a mentor</b>
	224	285	142	49	33
Q18. Efforts are made by the institute/ teachers to inculcate soft skills, life skills and employability skills to make you ready for the world of work.	<b>Every time</b>	<b>Usually</b>	<b>Occasionally/Sometimes</b>	<b>Rarely</b>	<b>I don't have a mentor</b>
	225	310	130	40	28
Q19. What percentage of teachers use ICT tools such as LCD projector, Multimedia, etc. while teaching.	<b>Every time</b>	<b>Usually</b>	<b>Occasionally/Sometimes</b>	<b>Rarely</b>	<b>I don't have a mentor</b>
	322	274	89	33	15
Q20. The overall quality of teaching-learning process in your institute is very good.	<b>Every time</b>	<b>Usually</b>	<b>Occasionally/Sometimes</b>	<b>Rarely</b>	<b>I don't have a mentor</b>
	291	302	111	23	6



## Student Satisfaction Survey

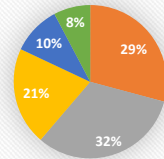


5



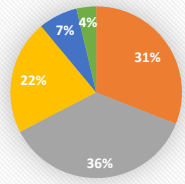
- Q5. Fairness of the internal evaluation process by the teachers
- Always fair
- Usually fair
- Sometimes unfair
- Usually unfair
- Unfair

6



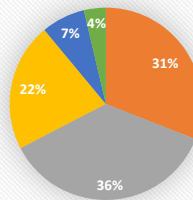
- Q6. Was your performance in assignments discussed with you?
- Every time
- Usually
- Occasionally/Sometimes
- Rarely
- Never

7

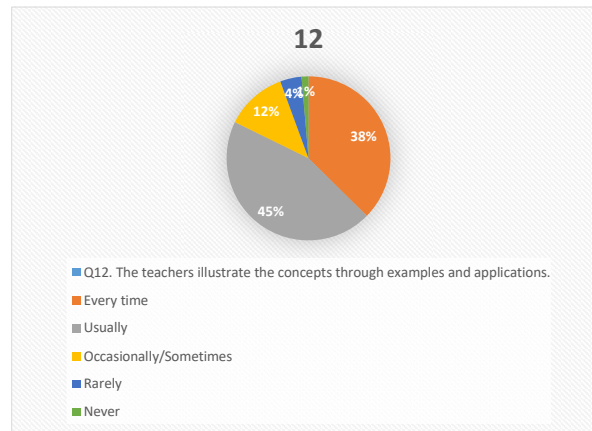
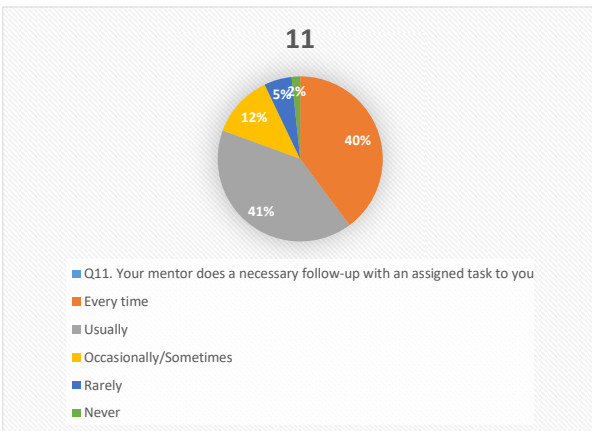
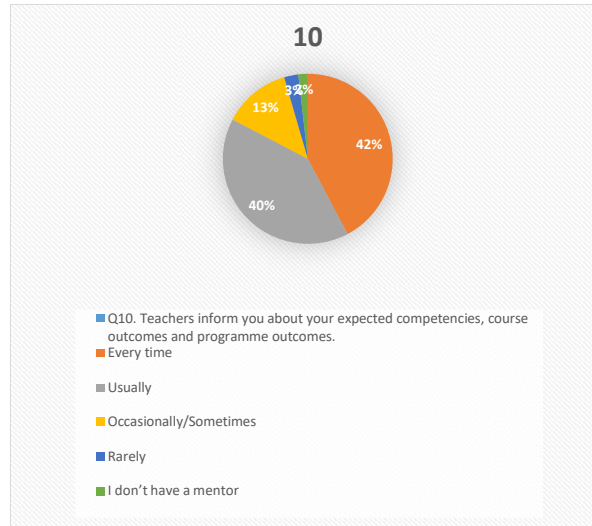
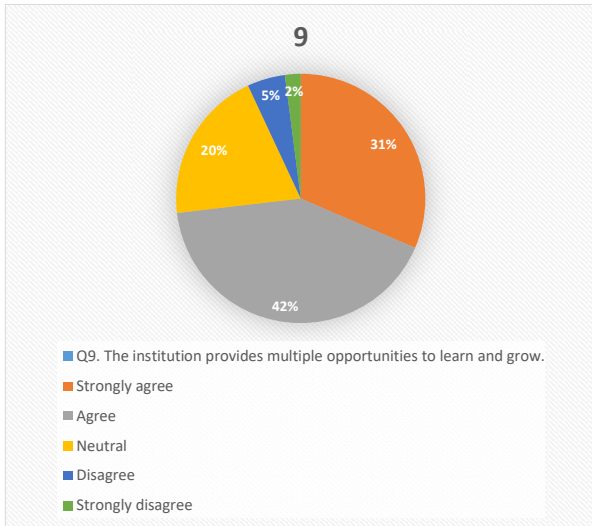


- Q7. The institute takes active interest in promoting internship, student exchange, field visit opportunities for students.
- Regularly
- Often
- Sometimes
- Rarely
- Never

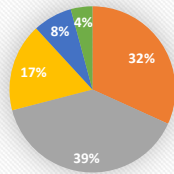
8



- Q8. The teaching and mentoring process in your institution facilitates you in cognitive, social and emotional growth.
- Significantly
- Very well
- Moderately
- Marginally
- Not at all



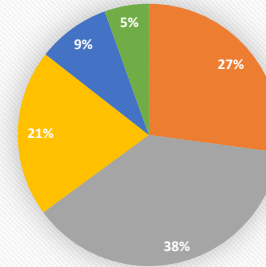
13



■ Q13. The teachers identify your strengths and encourage you with providing right level of challenges.

- Fully
- Reasonably
- Partially
- Rarely

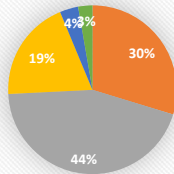
14



■ Q14. Teachers are able to identify your weaknesses and help you to overcome them.

- Every time
- Usually
- Occasionally/Sometimes
- Rarely
- I don't have a mentor

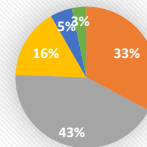
15



■ Q15. The institution makes effort to engage students in the monitoring, review and continuous quality improvement of the teaching learning process.

- Every time
- Usually
- Occasionally/Sometimes
- Rarely
- I don't have a mentor

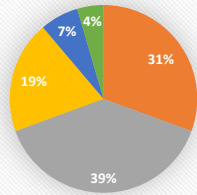
16



■ Q16. The institute/ teachers use student centric methods, such as experiential learning, participative learning and problem solving methodologies for enhancing learning experiences.

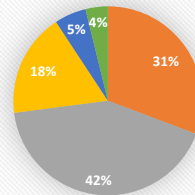
- Every time
- Usually
- Occasionally/Sometimes

17



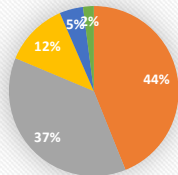
- Q17. Teachers encourage you to participate in extracurricular activities.
- Every time
  - Usually
  - Occasionally/Sometimes
  - Rarely
  - I don't have a mentor

18



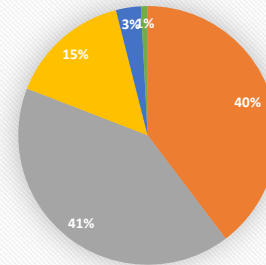
- Q18. Efforts are made by the institute/ teachers to inculcate soft skills, life skills and employability skills to make you ready for the world of work.
- Every time
  - Usually
  - Occasionally/Sometimes
  - Rarely
  - I don't have a mentor

19



- Q19. What percentage of teachers use ICT tools such as LCD projector, Multimedia, etc. while teaching.
- Every time
  - Usually
  - Occasionally/Sometimes
  - Rarely
  - I don't have a mentor

20



- Q20. The overall quality of teaching-learning process in your institute is very good.
- Every time
  - Usually
  - Occasionally/Sometimes
  - Rarely
  - I don't have a mentor